

Sandvik HLX5D Incomplete N048123



Make	Sandvik		Model	HLX5D Incomplete	
Year		Hours		As at	01/09/2018
Mileage			km	As at	
Serial/VIN	N048123		Engine Serial		
Details	Sandvik HLX5D Incomplete. Serial no N048123. Assessed June 2017 by RDSA as per GES equipment report Lot 0374 offered lifted on to buyers transport. Sold via Online Auction ex Kambalda Western Australia.				
Asking price	AUD	Under review - call for pricing			
Ex site	Australia, Western Australia, Kambalda				

Service history	
------------------------	--

**For further details, to make an offer or book an inspection, contact
Global Equipment Solutions on Office: 08 9201 1142**











National Service Department
Service Report

Company: Independence (Long Shaft)

Drill Assessed: HLX5D - N048123

Build: 1

RFQ: -

Job No: Q81981

Date: 2/06/2017



Please contact our *Customer Service Manager* Steven Worrall on 0439 947 918 if you have any questions.

Report authorised by Alex Sangster.

Drill assessed by Ryley Giles - Kalgoorlie Service Centre

Rockdrill Services Australia Pty Ltd

ABN: 93 611 683 1780

▪ Melbourne
65-67 Crissane Road,
Heidelberg West VIC 3081
Ph: +61 3 9455 9800
Fax: +61 3 9457 6411

▪ Kalgoorlie
12 Williams Street,
Kalgoorlie WA 6430
Ph: +61 8 9022 2386
Fax: +61 8 9022 3009

▪ Townsville
27 Hugh Ryan Drive,
Garbutt QLD 4814
Ph: +61 7 4775 1155
Fax: +61 7 4775 3400

RDSA JOB # Q81981

ROCKDRILL SERVICE REPORT

CUSTOMER	Independence	SITE	Long Shaft	RFQ	-
ROCKDRILL REMOVED	HLX5D	SERIAL #	N048123	DATE REMOVED	-
MACHINE MODEL	-	ASSET #	-	BOOM L/R	-


ROCKDRILL PERCUSSION HRS ACHIEVED 500hrs Assumed

WHY WAS THE ROCKDRILL REMOVED?


FAULT / PROBLEM	COMMENTS
<input type="checkbox"/> LEAKING OIL	
<input type="checkbox"/> ROTATION PROBLEMS	
<input type="checkbox"/> PERCUSSION ISSUES	
<input type="checkbox"/> SCHEDULED CHANGEOUT	
<input checked="" type="checkbox"/> OTHER (DETAILS)	<i>No Changeout details supplied</i>
<input type="checkbox"/> THIS IS SITE DAMAGE	

PLEASE COMPLETE DETAILS BELOW:


ROCKDRILL INSTALLED	-	SERIAL #	-	DATE INSTALLED	-
---------------------	---	----------	---	----------------	---



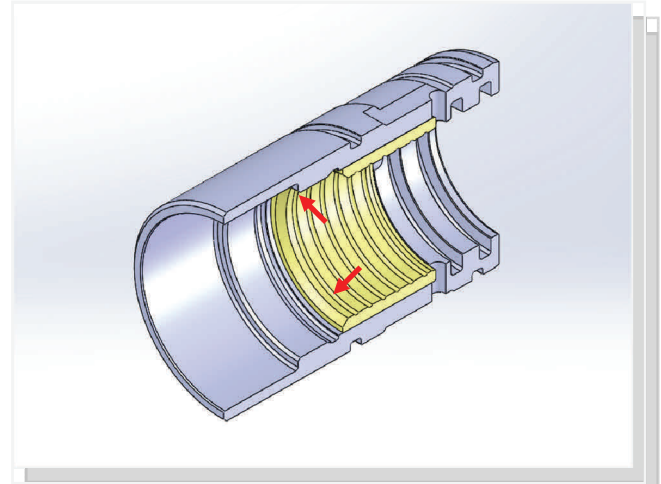
Ph (1) - IB - Impact Piston - Replaced - Deep corrosion on front seal journal.




Ph (2) - IB - Impact Piston - Replaced - Deep corrosion on front seal journal.



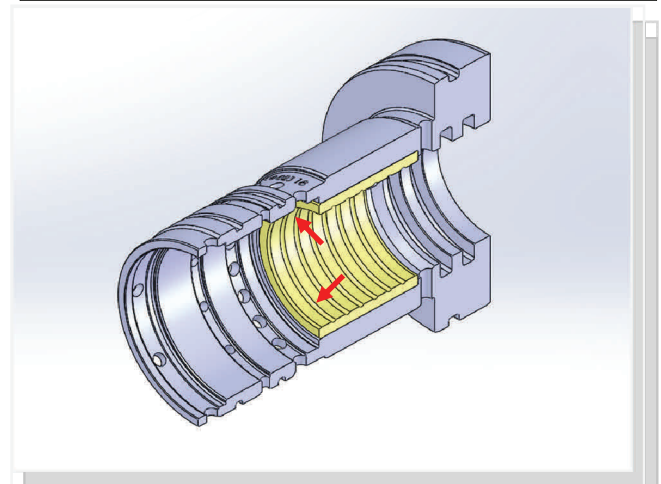
Ph (3) - IB - Front Piston Guide - Replaced - Cavitation on piston guide.




Ph (4) - IB - Front Piston Guide - Replaced - Cavitation on piston guide.



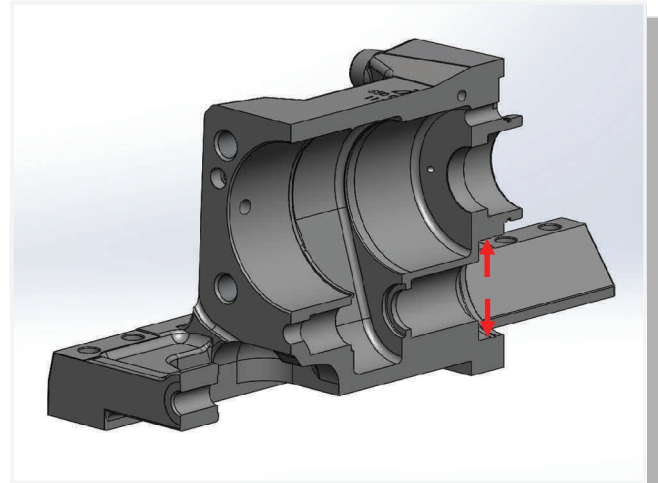
Ph (5) - IB - Rear Piston Guide - Replaced - Cavitation and liner damage.




Ph (6) - IB - Rear Piston Guide - Replaced - Cavitation and liner damage.



Ph (7) - Gear Housing - Machining - Repair Deep groove ball bearing bore oversize and worn.




Ph (8) - Gear Housing - Machining - Deep groove ball bearing bore oversize and worn. - Repair




Ph (9) - GH - Rotation Shaft - Replaced - Small bearing journal corroded and damaged.




Ph (10) - Seal Housing - Replaced - Seal grooves corroded and damaged.



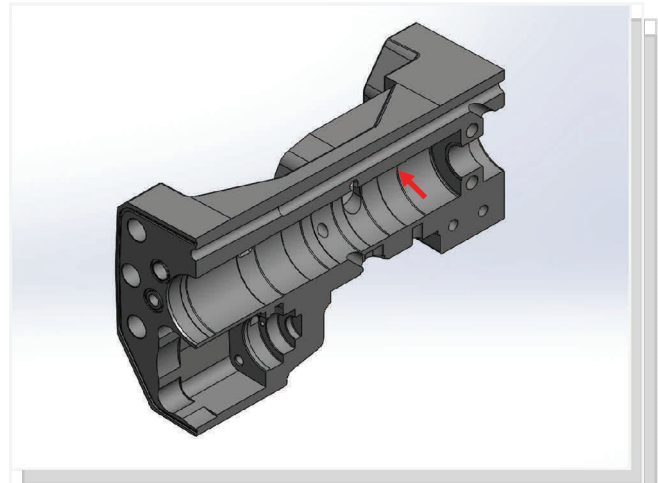
Ph (11) - Seal Housing - Replaced - Seal grooves corroded and damaged.



Ph (12) - Impact Body - Machining - Possible weld repair on o-ring seat.



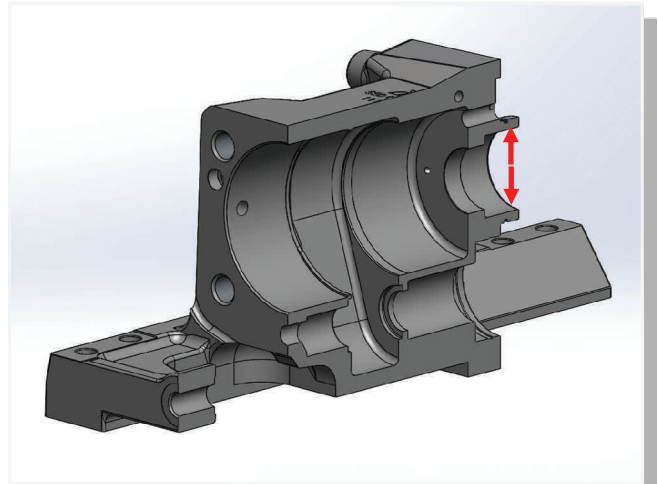
Ph (13) - Impact Body - Reference - Possible weld repair on o-ring seat.




Ph (14) - Impact Body - Reference - Cavitation on top of rear land of cylinder bore.



Ph (15) - Impact Body - Reference - Cavitation on top of rear land of cylinder bore.



Ph (16) - Gear Housing - Machining - Front Piston Guide bore damaged, requires OS2 modification.



Ph (17) - Gear Housing - Machining - Front Piston Guide bore damaged, requires OS2 modification.

Independence (Long Shaft) HLX5D Serial No. N048123 Service Report - Build 1

This drifter arrived at our Kalgoorlie workshop on the 02 June 2017 with a Flushing Head and without a Drifter Box.

According to our records this is the first time this machine has been to our shop for repair.

The machine was found to be in average condition with quite a few significant items needing to be replaced.

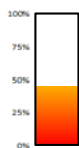

Service Summary

This drifter has been stripped in accordance with **RDSA HLX5D Disassembly Procedure (Version 2)** and individual components degreased and cleaned. In accordance with this Policy, all 'single use' seals, washers and critical fasteners, nuts, washers and hydraulic fittings are to be replaced.

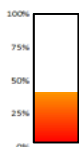

There is **skimming and polishing** to be carried out, the cost of which is included under **Machining** in the attached quotation.

Note 1 - Amended Stripping & Inspection Policy - Due to a recent premature failure of a Gear Housing shortly after leaving the workshop after overhaul, item 152 711 08 HLX GH Bushing is to be and has been removed for Gear Housing inspection purposes. Once removed they can not be refitted due to damaged caused during this process. Our policy has been amended to include the removal of these bushes every service to facilitate the proper inspection of the Gear Housing Assembly.

Housing Body Condition



Impact Body - Gear Housing, HP Accumulator and HP&LP Adaptor mating faces skimmed this service - Overall length, bore dimensions, bore condition and fatigue life have been considered when analysing the overall condition of the Impact Body. The current condition is 45% of overall life.

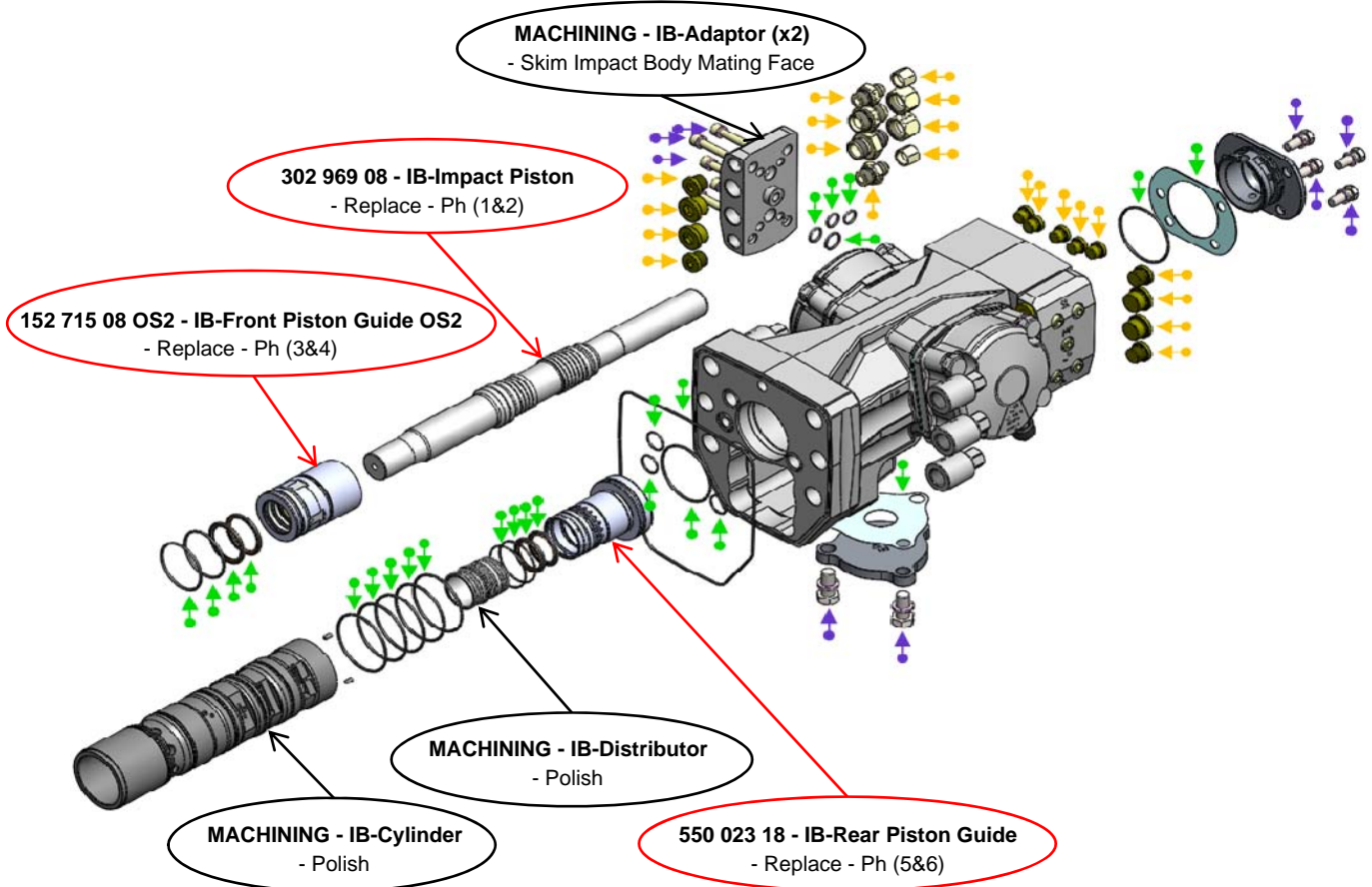


Gear Housing - Impact Piston Guide OS2 Mod, Large Ball Bearing Spigot Bore Repairs completed this service - Overall length, bore dimensions, bore condition and fatigue life have been considered when analysing the overall condition of the Gear Housing. The current condition is 40% of overall life.

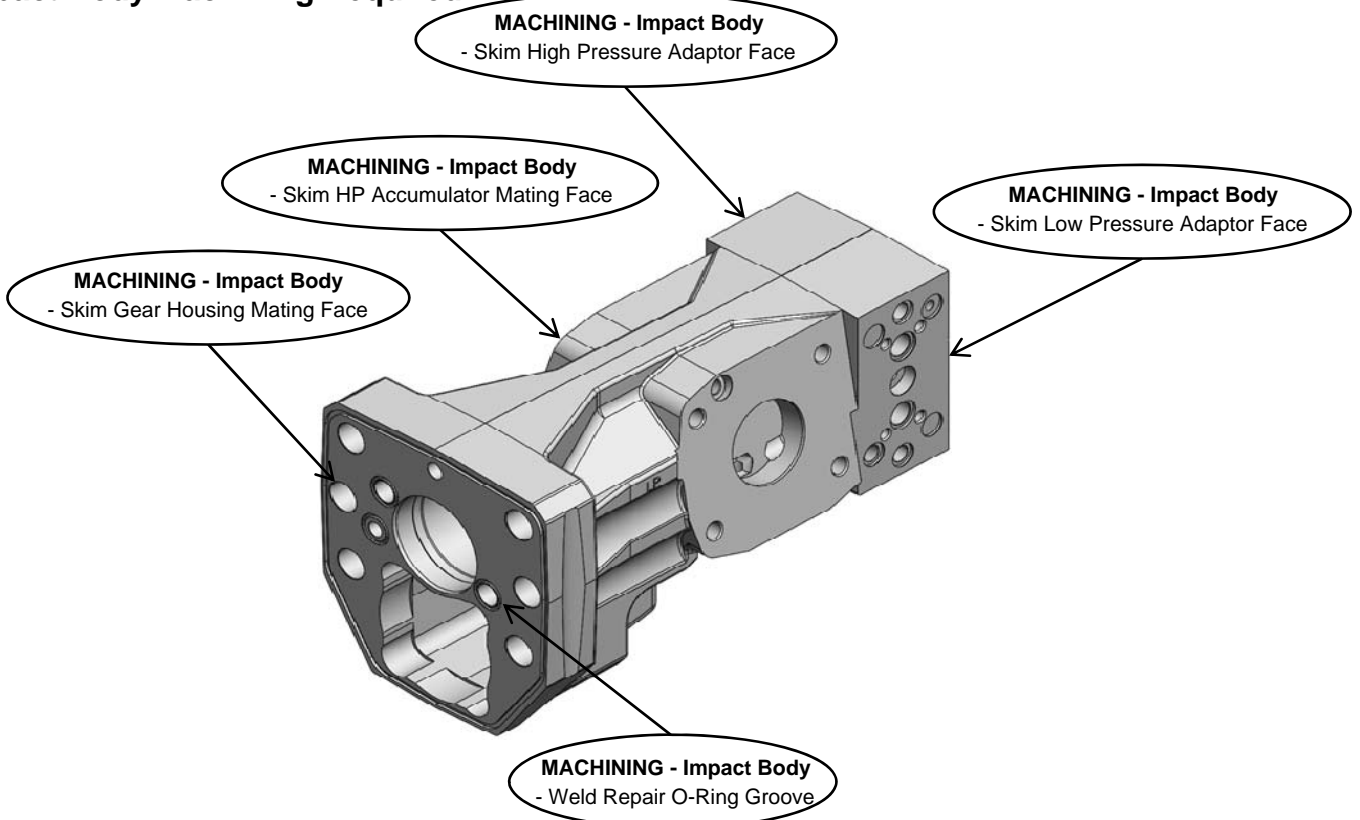
Other

Items illustrated and being referred to by an arrow have been replaced by way of normal servicing; a **“Green Arrow”** representing items from the seal kit, an **“Orange Arrow”** representing items from the hydraulic fitting kit, a **“Purple Arrow”** representing items from the fastener kit, a **“Blue Arrow”** representing items from the bearing kit and a **“Gray Arrow”** representing standard replacement items. Items referred to by a **“Red Arrow & Bubble”** out of necessity. Items which require machining are referred to with a **“Black Arrow & Bubble”**. NWM stands for the part were Not With the Machine when it arrived at the workshop.

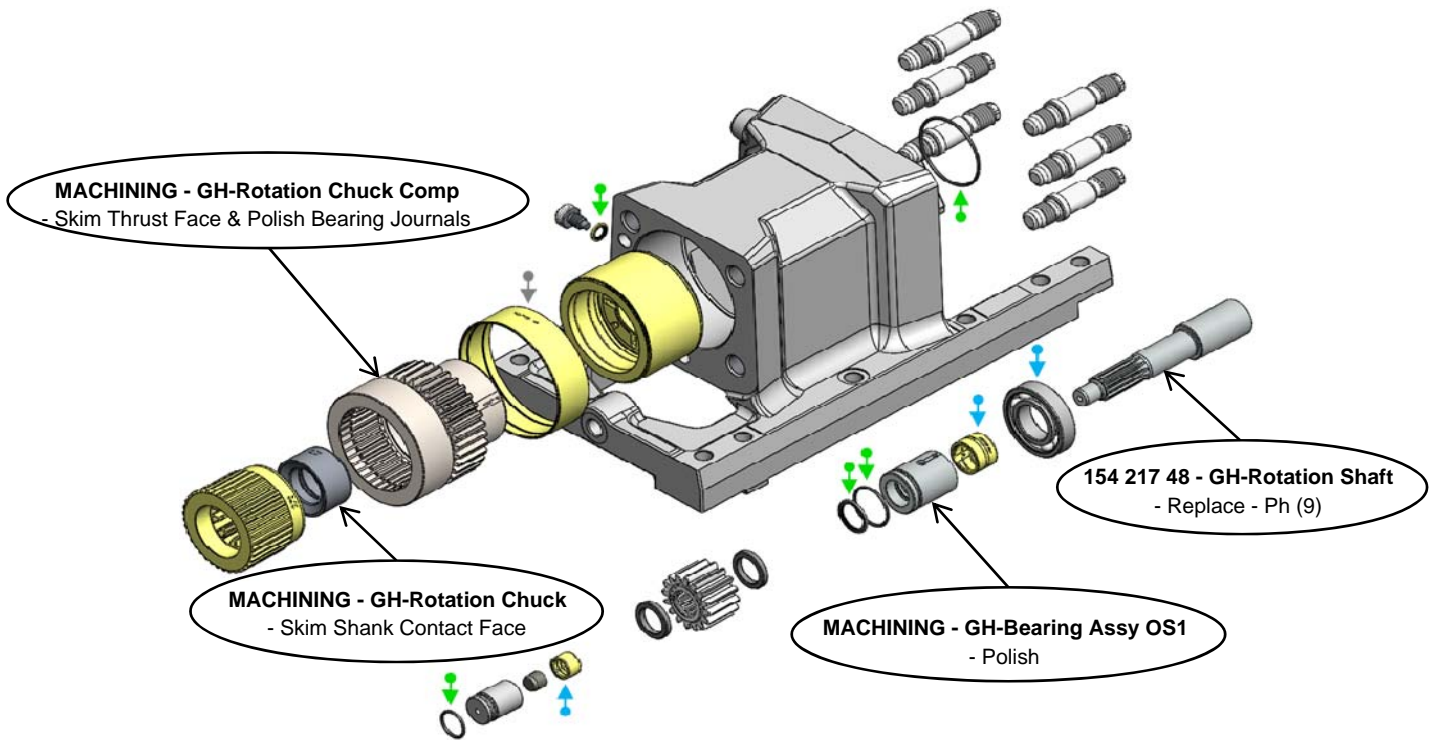
Impact Body Machining and Significant Items Replaced



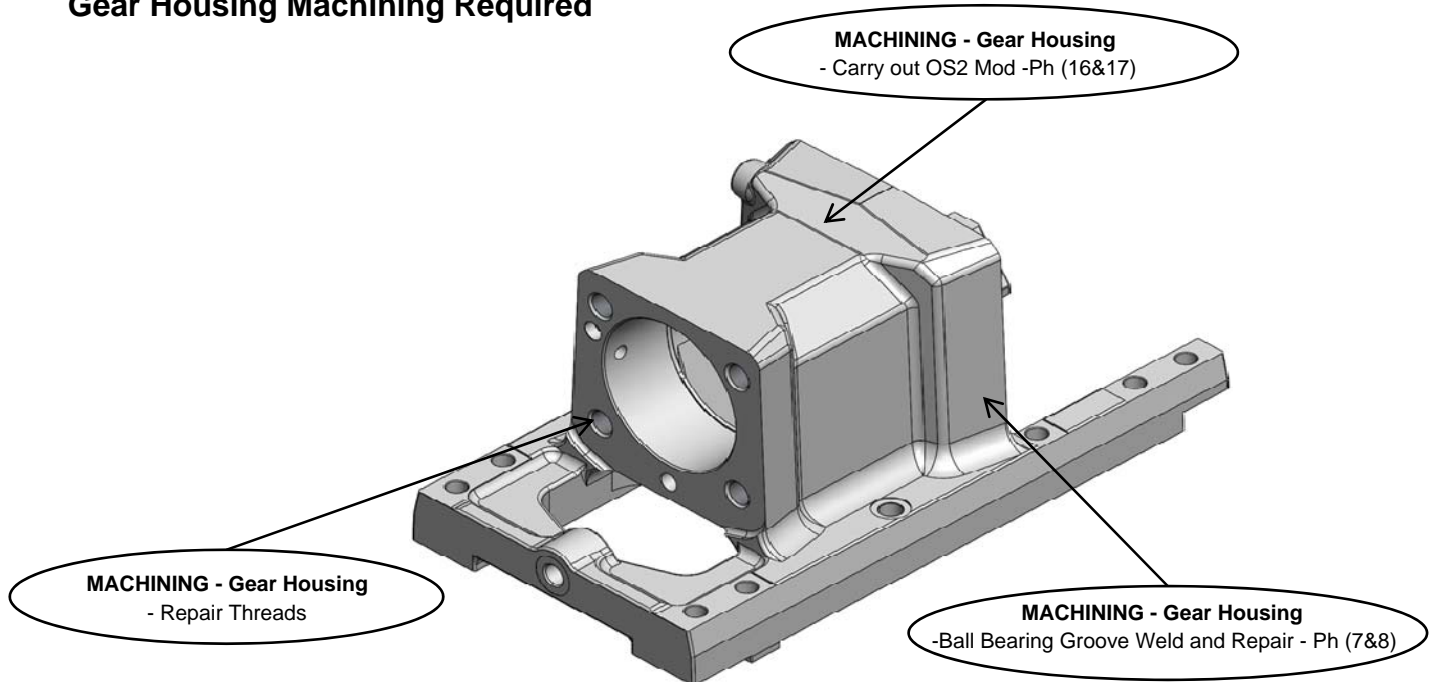
Impact Body Machining Required



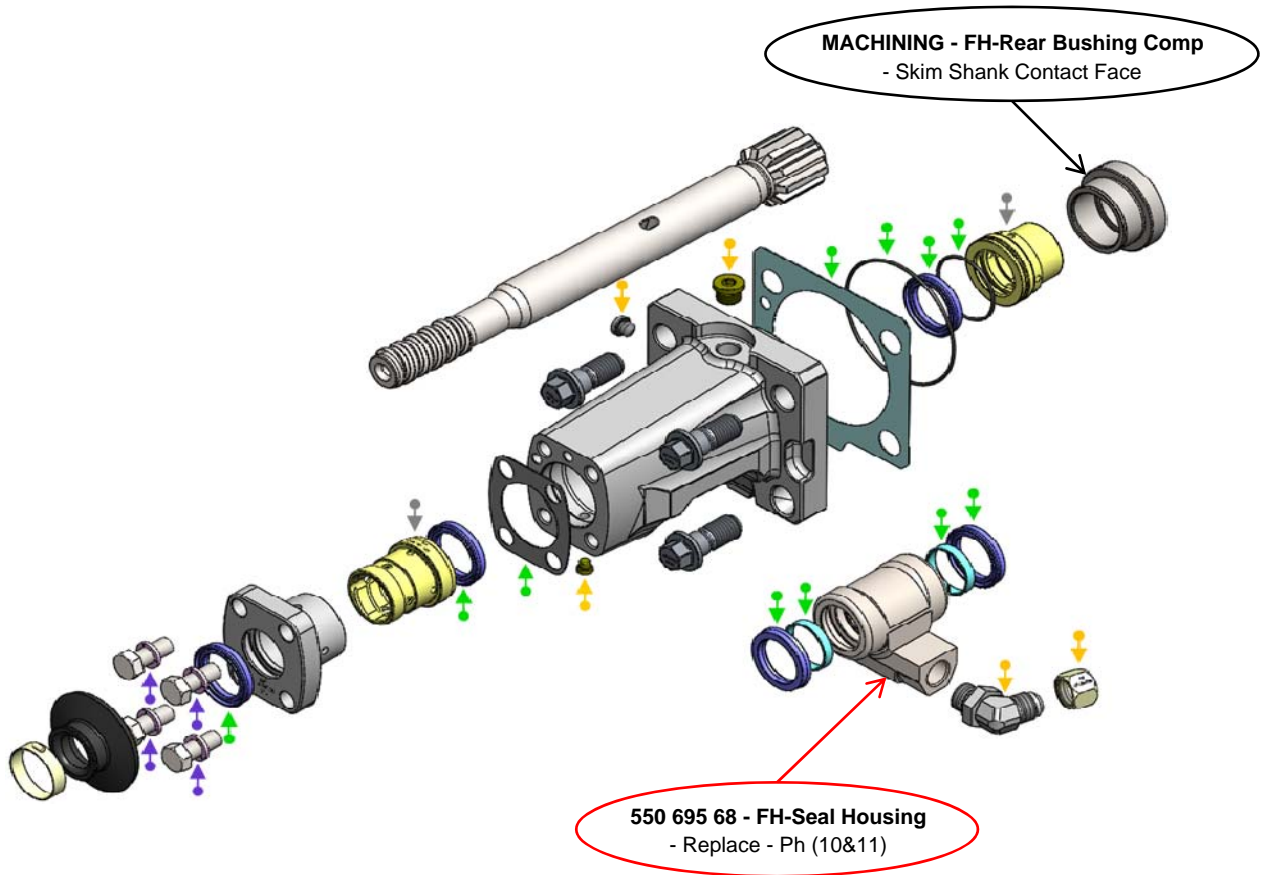
Gear Housing Machining and Significant Items Replaced



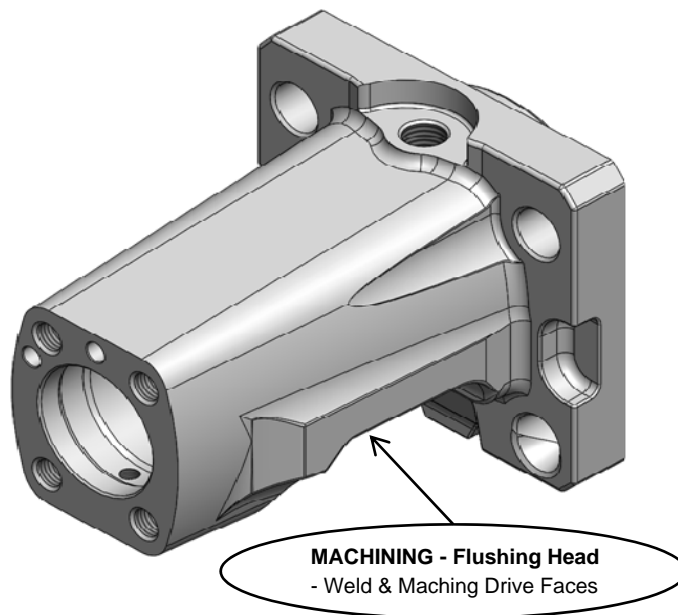
Gear Housing Machining Required



Flushing Head Machining and Significant Items Replaced



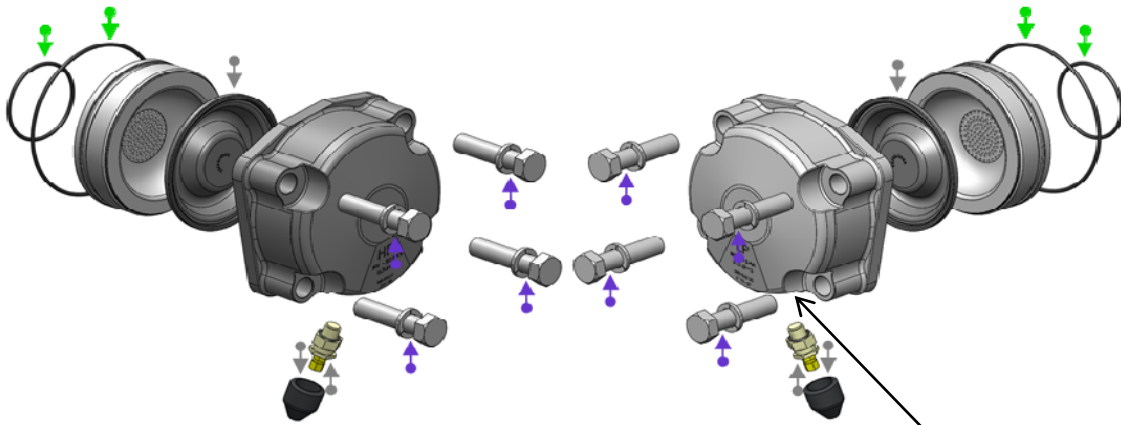
Flushing Head Machining Required



Accumulator Machining and Significant Items Replaced

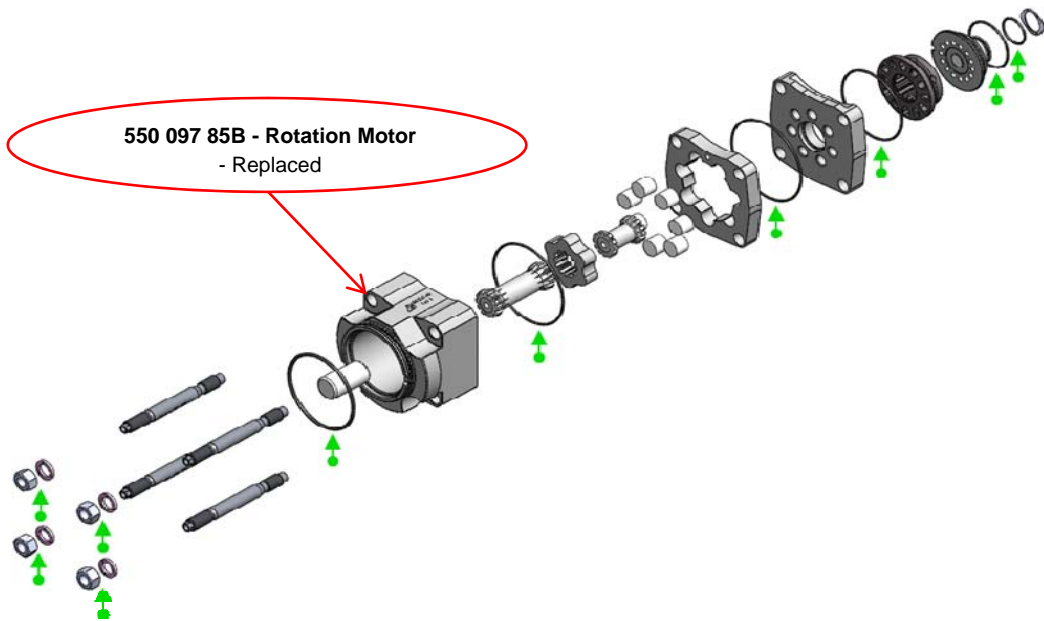
High Pressure Accumulator

Low Pressure Accumulator



MACHINING - Damping Accumulator
- Skim Charge Valve Mating Face

Hydraulic Motor Significant Items Replaced



550 097 85B - Rotation Motor
- Replaced